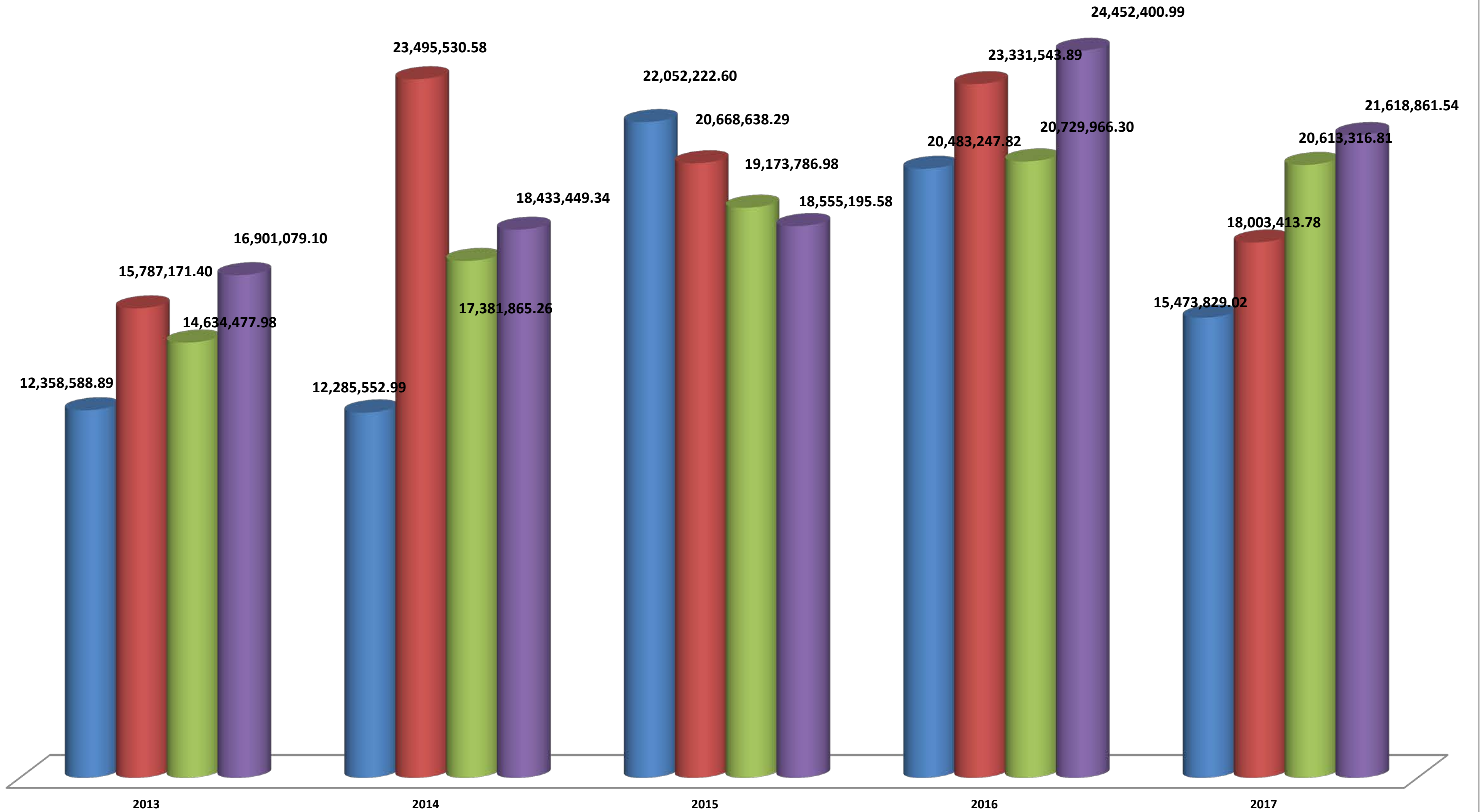


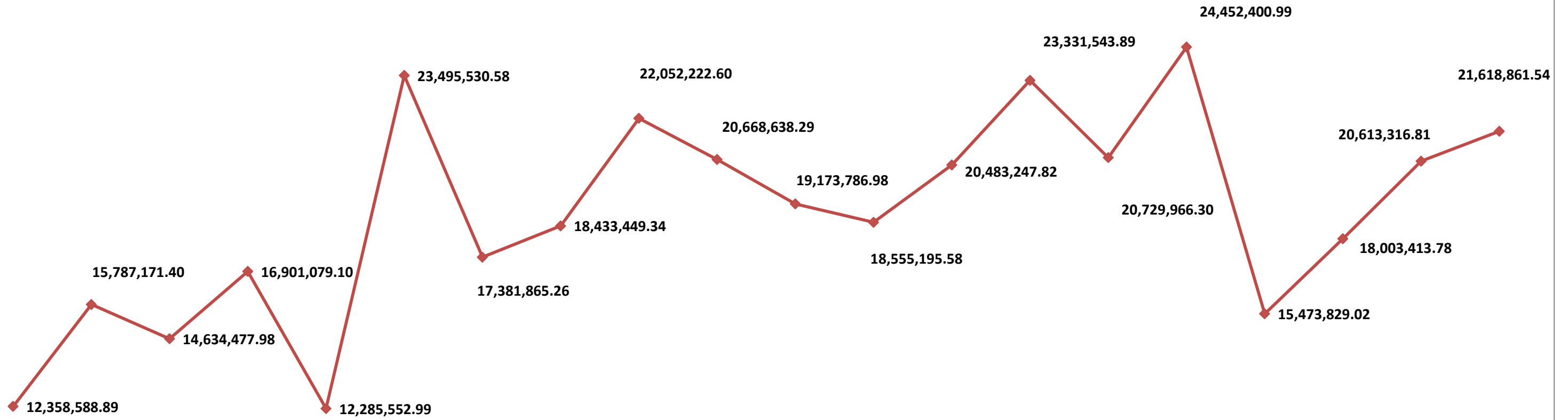
### GRÁFICA COMPARATIVA DE GASTOS EN COMBUSTIBLE DE LOS AÑOS 2013, 2014, 2015, 2016 Y 2017

■ 1ER. TRIMESTRE ■ 2DO. TRIMESTRE ■ 3ER. TRIMESTRE ■ 4 TO. TRIMESTRE



	<b>2013</b>	<b>2014</b>	<b>2015</b>	<b>2016</b>	<b>2017</b>
1ER. TRIMESTRE	12,358,588.89	12,285,552.99	22,052,222.60	20,483,247.82	15,473,829.02
2DO. TRIMESTRE	15,787,171.40	23,495,530.58	20,668,638.29	23,331,543.89	18,003,413.78
3ER. TRIMESTRE	14,634,477.98	17,381,865.26	19,173,786.98	20,729,966.30	20,613,316.81
4 TO. TRIMESTRE	16,901,079.10	18,433,449.34	18,555,195.58	24,452,400.99	21,618,861.54
<b>SUMA</b>	<b>59,681,317.37</b>	<b>71,596,398.17</b>	<b>80,449,843.45</b>	<b>88,997,159.00</b>	<b>75,709,421.15</b>

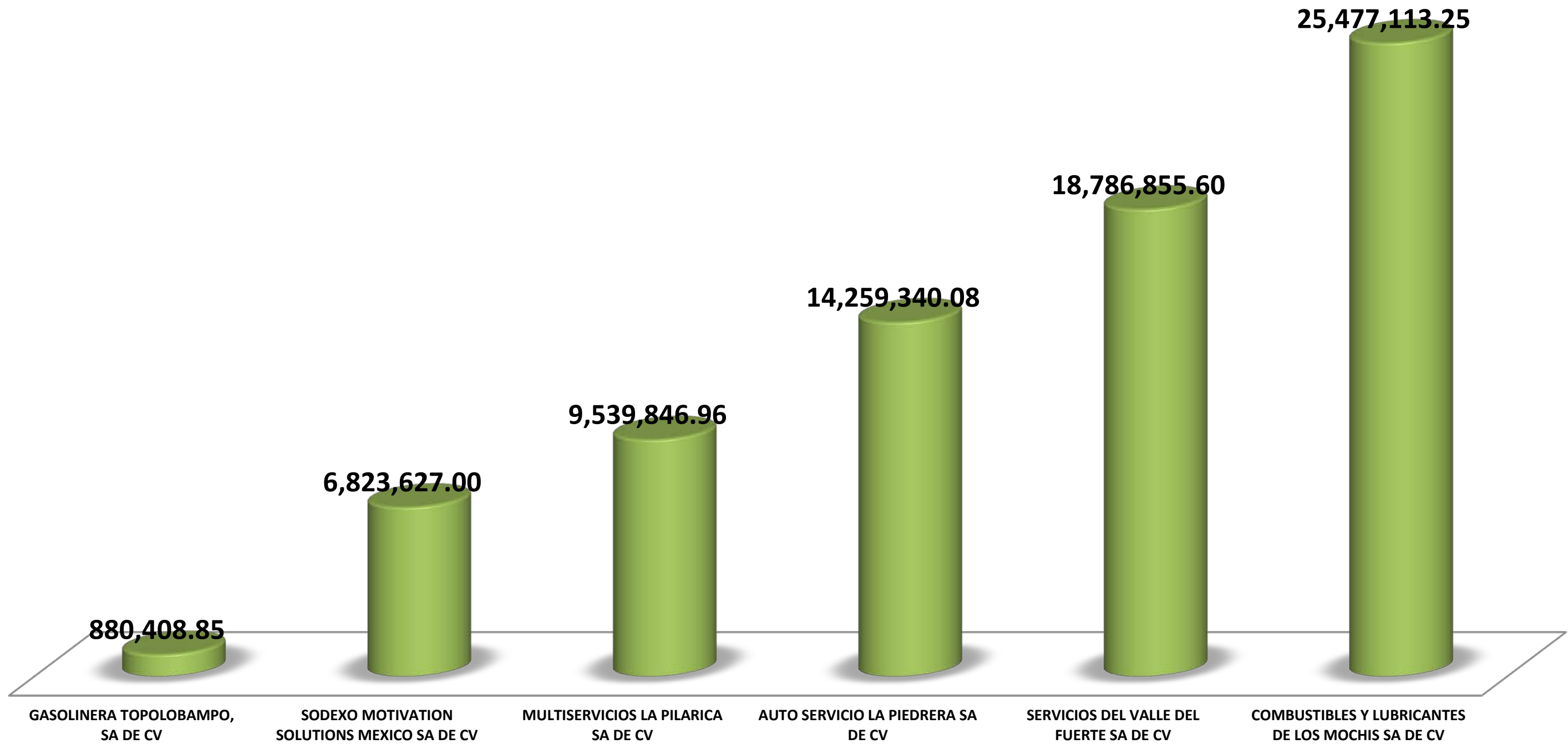
### HISTÓRICO DEL GASTO EN COMBUSTIBLE



1ER. TRIMESTRE	2DO. TRIMESTRE	3ER. TRIMESTRE	4 TO. TRIMESTRE	1ER. TRIMESTRE	2DO. TRIMESTRE	3ER. TRIMESTRE	4 TO. TRIMESTRE	1ER. TRIMESTRE	2DO. TRIMESTRE	3ER. TRIMESTRE	4 TO. TRIMESTRE	1ER. TRIMESTRE	2DO. TRIMESTRE	3ER. TRIMESTRE	4 TO. TRIMESTRE	1ER. TRIMESTRE	2DO. TRIMESTRE	3ER. TRIMESTRE	4 TO. TRIMESTRE
2013	2013	2013	2013	2014	2014	2014	2014	2015	2015	2015	2015	2016	2016	2016	2016	2017	2017	2017	2017

<b>PERÍODO</b>	<b>GASTO EN COMBUSTIBLE</b>
1ER. TRIMESTRE 2013	12,358,588.89
2DO. TRIMESTRE 2013	15,787,171.40
3ER. TRIMESTRE 2013	14,634,477.98
4 TO. TRIMESTRE 2013	16,901,079.10
1ER. TRIMESTRE 2014	12,285,552.99
2DO. TRIMESTRE 2014	23,495,530.58
3ER. TRIMESTRE 2014	17,381,865.26
4 TO. TRIMESTRE 2014	18,433,449.34
1ER. TRIMESTRE 2015	22,052,222.60
2DO. TRIMESTRE 2015	20,668,638.29
3ER. TRIMESTRE 2015	19,173,786.98
4 TO. TRIMESTRE 2015	18,555,195.58
1ER. TRIMESTRE 2016	20,483,247.82
2DO. TRIMESTRE 2016	23,331,543.89
3ER. TRIMESTRE 2016	20,729,966.30
4 TO. TRIMESTRE 2016	24,452,400.99
1ER. TRIMESTRE 2017	15,473,829.02
2DO. TRIMESTRE 2017	18,003,413.78
3TO. TRIMESTRE 2017	20,613,316.81
4ER. TRIMESTRE 2017	21,618,861.54

### Gasto en Combustible 2017



<b>PERSONA FÍSICA O RAZÓN SOCIAL</b>	<b>SUMA</b>
GASOLIENRA TOPOLOBAMPO SA DE CV	880,408.85
SODEXO MOTIVATION SOLUTIONS MEXICO SA DE CV	6,823,627.00
MULTISERVICIO LA PILARICA SA DE CV	9,539,846.96
AUTO SERVICIO LA PIEDRERA SA DE CV	14,259,340.08
SERVICIOS DEL VALLE DEL FUERTE SA DE CV	18,786,855.60
COMBUSTIBES Y LUBRICANTES DE LOS MOCHIS SA DE CV	25,477,113.25
<b>SUMA</b>	<b>75,767,191.74</b>