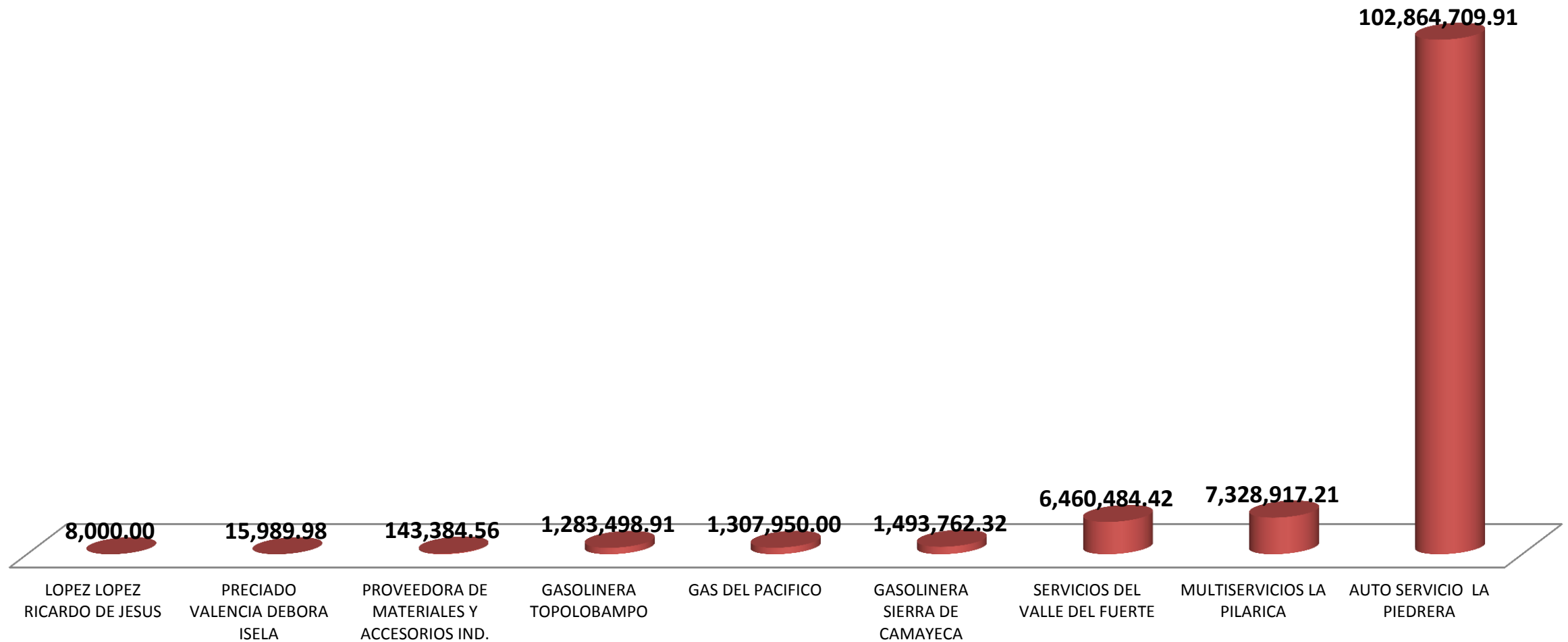
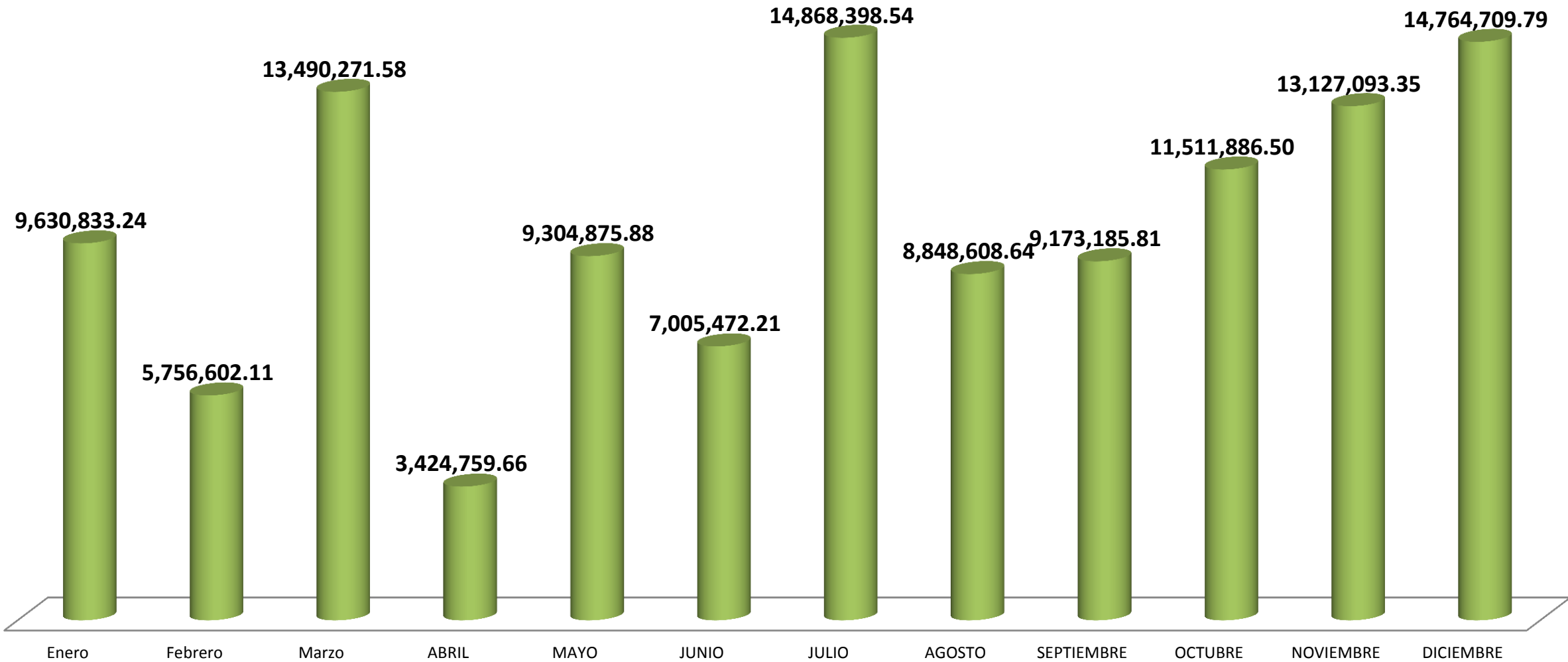


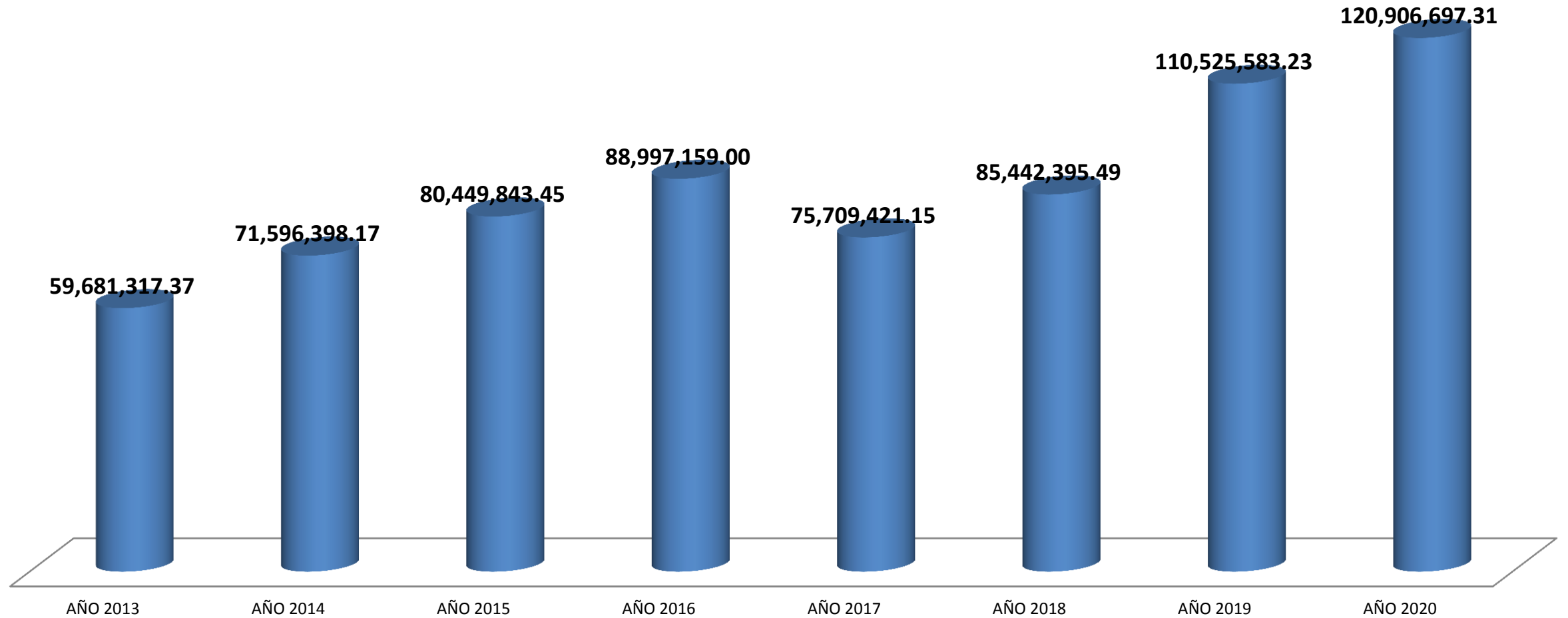
### Gasto por proveedor de combustible en 2020



### Gasto mensual en combustible 2020

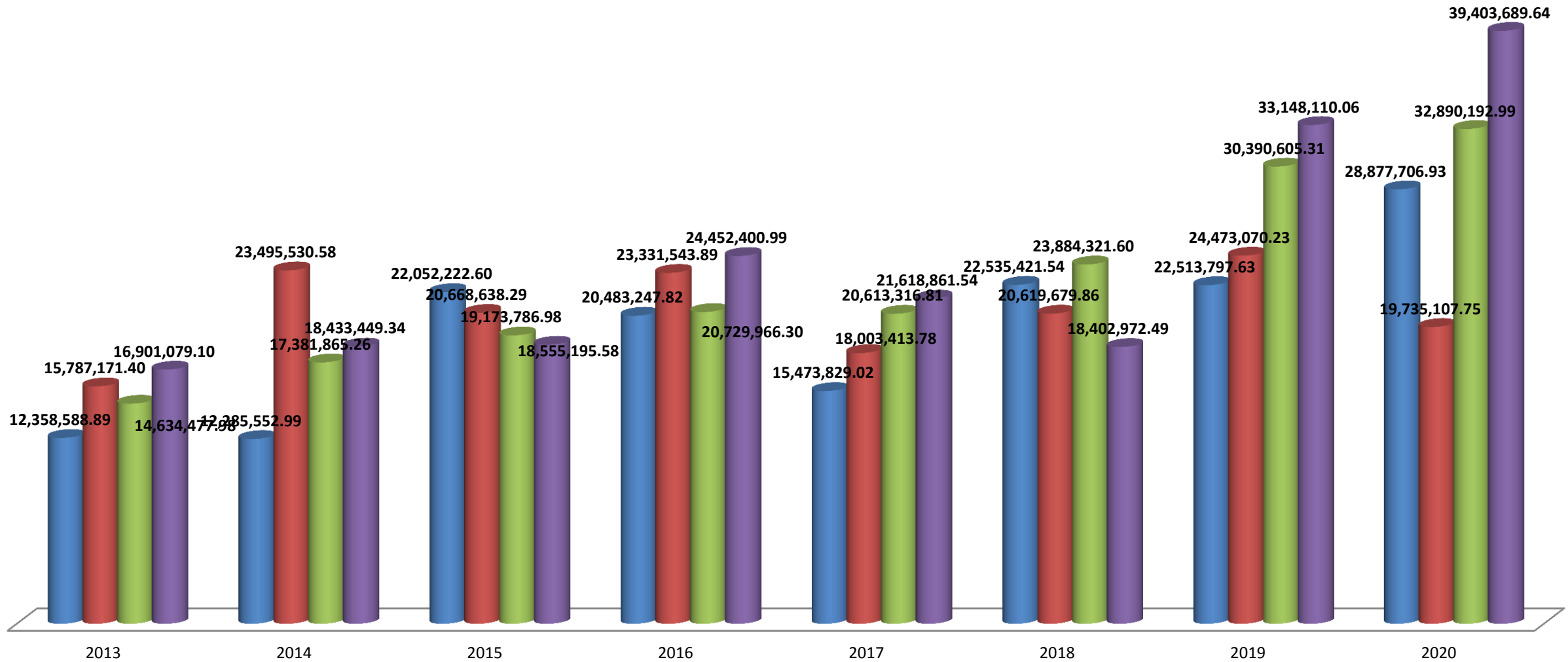


### Gasto anual en combustible



### Gasto en Combustible

■ 1ER. TRIMESTRE ■ 2DO. TRIMESTRE ■ 3ER. TRIMESTRE ■ 4 TO. TRIMESTRE



MUNICIPIO DE AHOME  
 DEGOLLADO Y CUAUHTEMOC S/N COL.BIENESTAR  
 DESTINATARIOS DE LOS RECURSOS PÚBLICOS  
 GASTO EN COMBUSTIBLE



	<b>2013</b>	<b>2014</b>	<b>2015</b>	<b>2016</b>	<b>2017</b>	<b>2018</b>	<b>2019</b>	<b>2020</b>
1ER. TRIMESTRE	12,358,588.89	12,285,552.99	22,052,222.60	20,483,247.82	15,473,829.02	22,535,421.54	22,513,797.63	28,877,706.93
2DO. TRIMESTRE	15,787,171.40	23,495,530.58	20,668,638.29	23,331,543.89	18,003,413.78	20,619,679.86	24,473,070.23	19,735,107.75
3ER. TRIMESTRE	14,634,477.98	17,381,865.26	19,173,786.98	20,729,966.30	20,613,316.81	23,884,321.60	30,390,605.31	32,890,192.99
4 TO. TRIMESTRE	16,901,079.10	18,433,449.34	18,555,195.58	24,452,400.99	21,618,861.54	18,402,972.49	33,148,110.06	39,403,689.64
<b>SUMA</b>	<b>59,681,317.37</b>	<b>71,596,398.17</b>	<b>80,449,843.45</b>	<b>88,997,159.00</b>	<b>75,709,421.15</b>	<b>85,442,395.49</b>	<b>110,525,583.23</b>	<b>120,906,697.31</b>